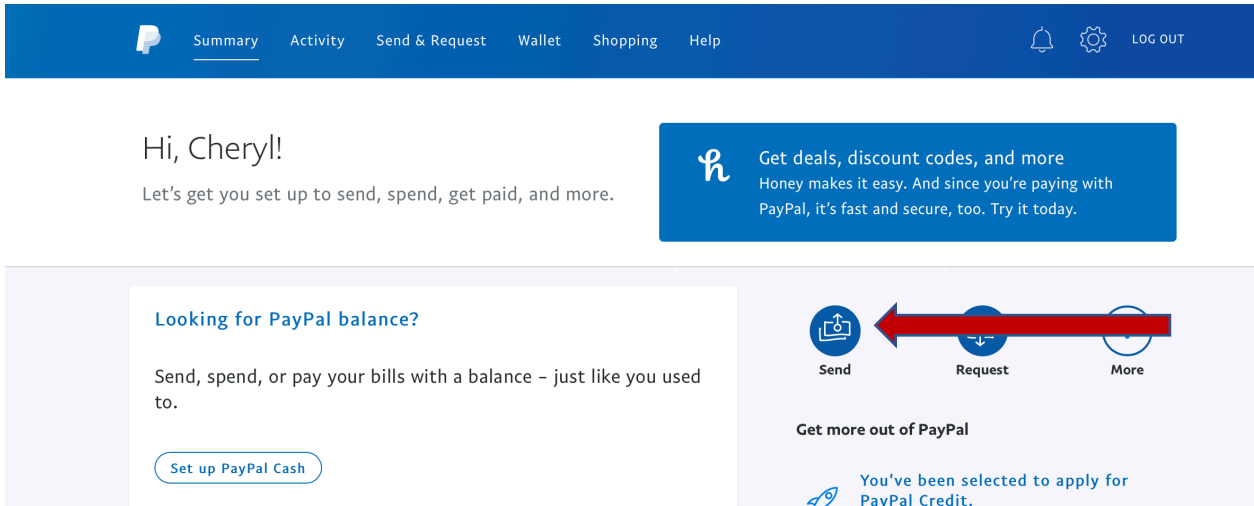


## Detailed instructions to send money to SoAZ Intergroup OA with PayPal


1. Log in to your personal PayPal account.
2. On the “Summary” page, choose the “Send” button on the right half of the screen.



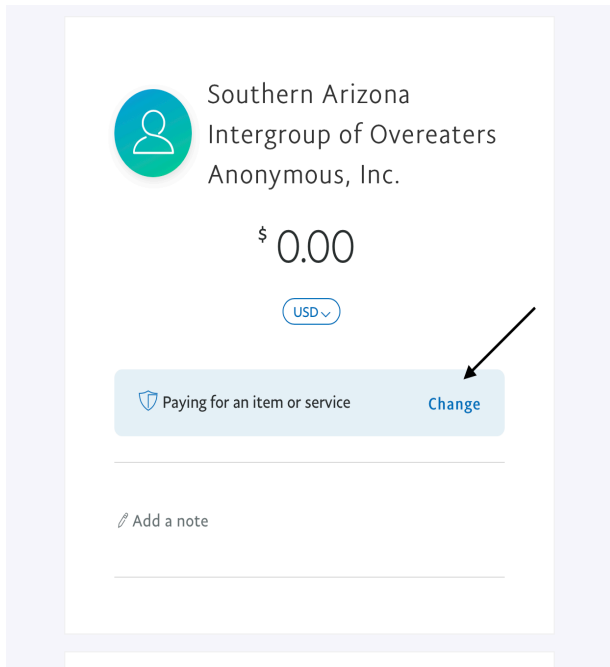
3. Enter [treasurer@oasouthernaz.org](mailto:treasurer@oasouthernaz.org). If it doesn't recognize it, you typed it wrong. Click "Next".

### Send money

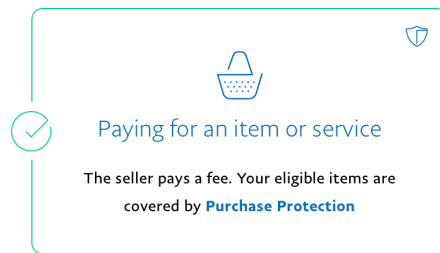
Name, email or mobile number 

How it works 

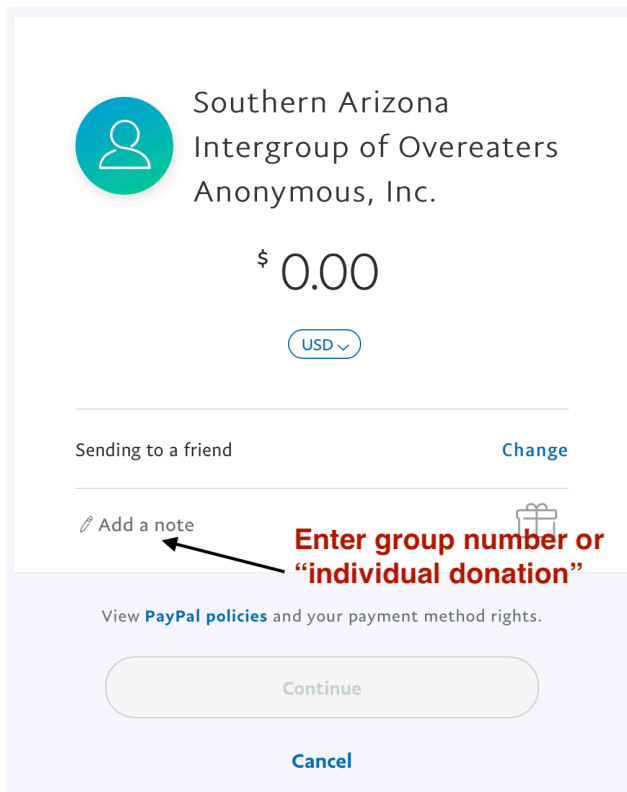
4. Change “Paying for an item or service” to “Sending to a friend”, to avoid fees.



What's this payment for?





5. Fill in the amount. Enter your **group number or “individual donation”** in the “Add a note” field. Click “Continue”.





6. Choose how you want to pay. Click “Next”. Note: there are fees for using a credit card.

How do you want to pay?



---

 VANTAGE WEST CREDIT UNION  
[REDACTED]  
Fee: \$0.00 USD 

---

 Discover  
[REDACTED]  
Fee: \$0.45 USD 

---

 Costco Anywhere Visa Card  
[REDACTED]  
Fee: \$0.45 USD 

[+ New Card](#)

**Next**

[Back](#)

7. Click “Send Payment Now”. You will receive confirmation and an email receipt.